













DAHUA PEOPLE FLOW CONTROL SOLUTION













OPTIONS

OPTION 1 - SINGLE ENTRANCE/EXIT AREA FLOW SOLUTION

PRODUCT	PART NUMBER	QUANTITY	- Software -	
Camera	IPC-HFW5541E-ZE	1		
PoE Switch	PFS3010-8ET-96	1		
DSS Express Flow License	DSS-EXPRESS-FCS	1		
I5 NUC PC	SC-COMPUTER	1		
28" 4K Monitor	JGM-284K	1		
Keyboard & Mouse	SC-KEYBOARD	1		

- Monitor single entrance/exit for a single area.
- Traffic light system viewable on DSS Express.
- Use camera relay to trigger event or control an external device when area is full.

OPTION 2 - MULTIPLE ENTRY & SINGLE EXIT AREA FLOW SOLUTION

PRODUCT	PART NUMBER	QUANTITY	- Software -	
Camera	IPC-HFW5541E-ZE	2		
PoE Switch	PFS3010-8ET-96	1		
DSS Express Flow License	DSS-EXPRESS-FCS	1		
I5 NUC PC	SC-COMPUTER	1		
28" 4K Monitor	JGM-284K	1		
Keyboard & Mouse	SC-KEYBOARD	1		

- Monitor multiple entrances/exits for a single area.
- Traffic light system viewable on DSS Express.
- Use camera relay to trigger event or control an external device when area is full.

OPTION 3 - MULTIPLE ENTRANCE/EXITS AND AREA SOLUTION

PRODUCT	PART NUMBER	QUANTITY	- Software -	
Camera	IPC-HFW5541E-ZE	2		
PoE Switch	PFS3010-8ET-96	1		
DSS Pro Base License		1		
DSS Pro BI Module		1		

- Monitor multiple entrances/exits for in multiple areas.
- Traffic light system viewable on DSS.
- Use camera relay to trigger event or control an external device when area is full.

COMPUTER TO BE SUPPLIED BY CUSTOMER FOR DSS PRO.

MINIMUM RECOMMENDED SPECIFICATION:
i7 Processor
16GB RAM
1TB HDD
Nvidia 1050ti Graphics

