

**AW30 & AW40 DECT  
Headsets with USB  
Dongle User Guide**

# Contents

**2**  
**Product Features**

**3**  
**How to use the dongle**

**4**  
**Headset controls**

**5**  
**Headset charging**



The Agent AW30 and AW40 headsets are fully wireless DECT headset solutions for USB offering the user the ability to work with true wireless mobility. The convertible dongle allows you to take calls directly computer softphone with either USB-A or USB-C connectivity.

# Features

As a professional office headset for Unified Communications, the Agent AW range delivers professional features and high quality performance

## **Wireless Connectivity**

Frees the user from taking calls just at their desk or PC through wireless mobility

## **Up to 9 hours talk time**

Battery provides the user up to 9 hours continuous use between charging

## **Noise-cancelling microphone**

Filters out background office noise for the caller

## **Wideband frequency**

Creates a more rounded natural sound for the caller and user

## **Built-in headset controls**

Allows the user to answer, end calls, increase and decrease volume as well as mute calls

## **Transmission volume control**

Outgoing volume can be adjusted on headset base station

## **Magnetic charging unit**

Easy docking of headset to charging stand

## **Out of range indicator**

Audio tones warns the user if they lose connection with the master unit

## **Online indicators**

Headset LED lights to indicate a call in progress

## **Maximum range of 100m**

Allows to user to move up to 100m from the master unit (in line of sight)

## **DECT 6.0/GAP compatible**

Meets all the necessary standard EN 300 444 requirements

## **Acoustic shock protection for user**

Prevents noise levels exceeding 118db thereby protecting the user from potential hearing damage

## **Convertible USB-A and USB-C dongle**

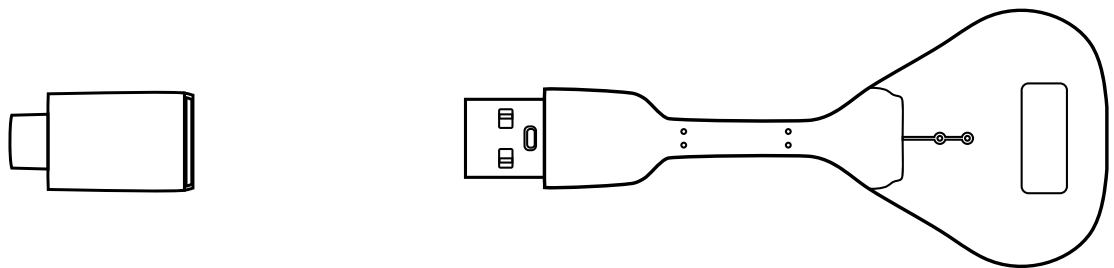
Makes the headset compatible with any USB platform

# USB Dongle

## How to use the USB dongle with AW30 and AW40

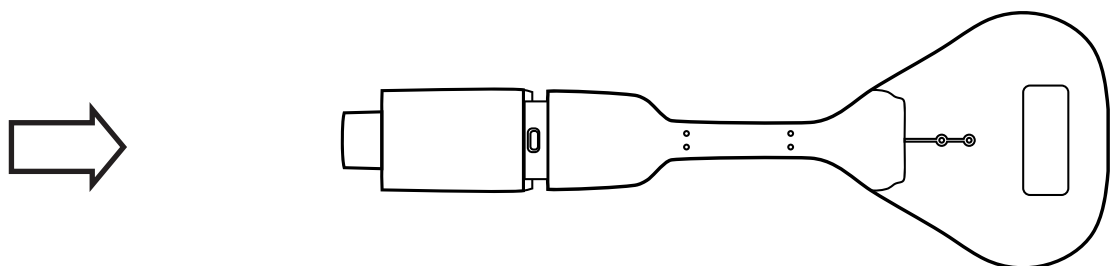
### Wireless DECT to USB Connectivity

The AW30 and AW40 headsets are plug & play USB solutions, so connecting them to your computer couldn't be simpler.



### The USB-C Adapter

Whether you need USB-A or USB-C connectivity, the adapter can be used to provide the correct type for your needs. The USB-C adapter simply fits over the USB-A.



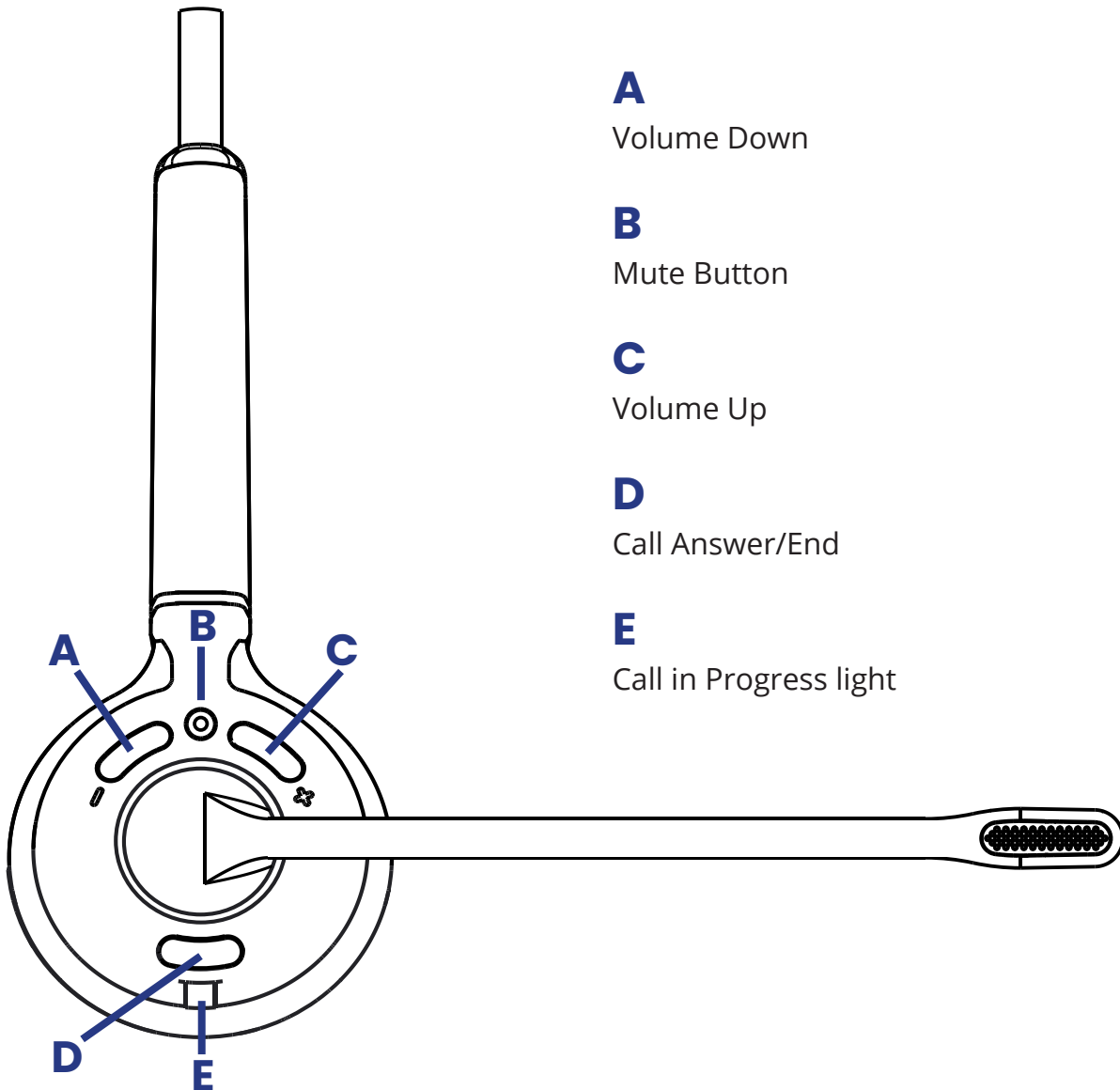
Once connected to USB the AW headset will allow you to take calls from your computer at the touch of the headset button, and provides control of call answer and end, volume and mute.

# The AW Headsets

## How to use the USB dongle with AW30 and AW40

### Layout of Headset Controls

The AW30 and AW40 headsets allow you control of your calls at the touch of a button and is simple and easy to use



# The AW Headsets

## Keeping your Agent AW Headset charged for use

### USB Charging

The AW30 and AW40 headsets are extremely portable and can be charged via the included charging cable by connecting it to the built in USB-C port on the rear of the headset.

### Headset Charging

- i.**  
Connect power cable to USB-C port
- ii.**  
Charge for 3 hours
- iii.**  
Connect USB dongle to PC

